

Otomat-96-ECO



Advance grinding, it's what a grinder should be...

**HYDRAULIC AUTOMATIC TOP & FACE T.C.T.
CIRCULAR SAW GRINDER**

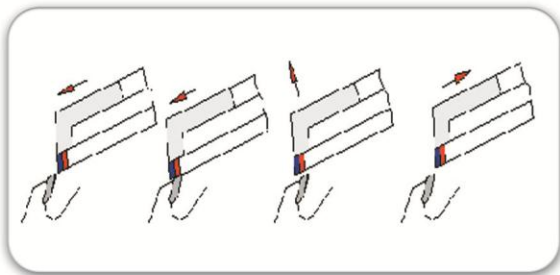
The flexible, profitable solution

High technology to lead the ever-changing world of tool processing.
ABM offers the complete solution. Getting the most out of grinder.

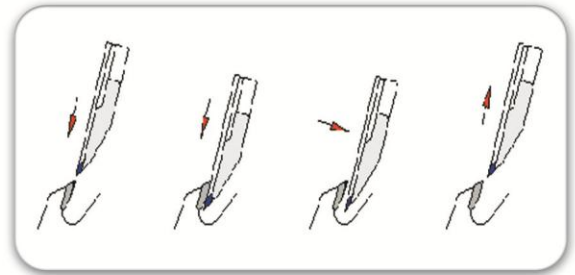
OTOMAT-96 ECO is designed to grind T.C.T. circular saw blades, generally used in woodworking and metal industries. Its aim is to provide a clean and undamaged cutting edge for the materials used.

The OTOMAT-96 ECO is capable of grinding standard tooth shapes on carbide tipped circular saw blades up to Ø800mm

There are two different grinding processes in standart that can be performed with this machine:



Top Grinding Operation



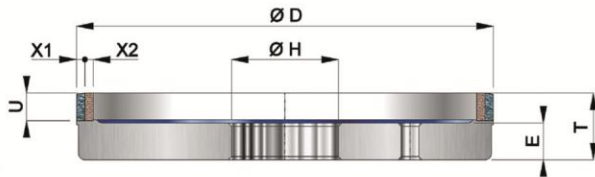
Face Grinding Operation

A versatile response to meet all demands...

General Features

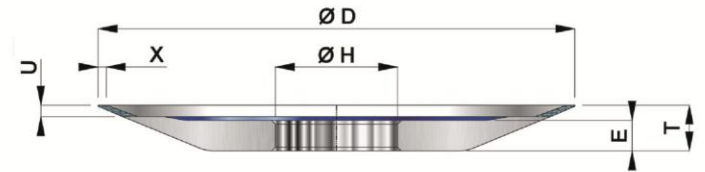
- Hydraulic driven, microprocessor controlled.
- Half enclosure for operator-safety.
- Non-corroding and hardening plating on all mechanical components.
- Lift-off face and top grinding.
- Face grinding of ATB tooth form in one cycle.
- Hydraulic driven saw blade clamp by lever.
- Manual Back Clearence & Hook angle adjustment.
- Grinding all common tooth types.
- Simple controls for ease of use.
- Rigid and ergonomic machine base.
- Independently adjustable grinding and indexing speed.

Become independent ! Optimum use of the unique grinding machine and the most operator-friendly control system. Special high speed set-ups can give "off-carbide" grinding time which increases productivity without depending on grinding accuracy or wheel life. ABM Control system eases the grinding operations while increasing your quality.



Top Grinding Wheel

ØD=100mm
ØH=25mm
Type 4AA9



Face Grinding Wheel

ØD=100mm
ØH=25mm
Type 12V2

The true innovation is the product of experience and dynamics...

Technical Specifications














Standart Numeric
Control Panel

- | | |
|-----------------------------------|-----------------|
| • Circular saw outside diameter | Ø80-800mm |
| • Bore diameter | Min. Ø16mm |
| • Blade thickness | Max. 6.0mm |
| • Tooth pitch | Max.100mm |
| • Feeding rate | 0-25 teeth/min. |
| • Cutting angle | (-10°) - (+30°) |
| • Bevel angle | ±45° |
| • Grinding wheel outside diameter | Ø100mm |
| • Grinding wheel bore diameter | Ø25mm |
| • Grinding motor | 1HP |
| • Coolant motor capacity | 50lt/min. |
| • Coolant container capacity | ~70lt. |
| • Motor quantity | 3 |
| • Connected load | ~2 kW |
| • Voltage | 380V, 3Ph, 60Hz |

At ABM, we develop our machines, our own electronic systems and application software and manufacture all main mechanical components. Finally, we assemble and test the final product to global machine standards. Whichever ABM machine you choose for your grinding, you will know that it is built to meet the all market demands.

Top and Face Tooth forms:

		Top Grinding Cycle	Face Grinding Cycle
	Triple and Flat tooth	3	1
	Chamfering of segmental and SS saw blades with CBN grinding wheels at the leader teeth	1	1
	Chamfering of saw blades at the leader teeth	1	1
	Flat top	1	1
	All right bevels	1	1

		Top Grinding Cycle	Face Grinding Cycle
	All left bevels	1	1
	Alternate top bevel (ATB)	1	1
	Pointed top	1	1
	Triple chip	2	1
	Flat and pointed top	2	1
	ST - Flat-Right-Left-Right-Left	2	2

The ABM Processor-Control difference: productive and always a head...

Otomat-96 Semi-models:

ABM offers semi-models according to your demands: Models with half-enclosure, manual bevelling, bigger diameter capacity up to Ø2200mm. Your ABM expert will gladly give you further information based on your particular requirements.

Otomat-M
Manual bevelling



Otomat-MAX
External capacities up to Ø2200mm

